

i-to-i

HOW TO TEACH **ENGLISH ABROAD**





START A BRAND NEW ADVENTURE TEACHING ABROAD...

...THE WORLD IS YOUR OYSTER!

*If you're interested in travelling the world -
you've come to the right place!*


TEFL (Teaching English as a Foreign Language) gives people just like you the opportunity to live and travel in almost any country you can imagine! From Cambodia to Chile, Spain to South Korea, and India to Italy, a job teaching English abroad - and an exciting TEFL adventure - are just moments away...

If you're dreaming of adventure around the world, here's our guide to help you get started and inform you on what to expect.





ARE YOU READY TO TEACH ENGLISH ABROAD?



Check out what you'll need:

- 1 TO BE A FLUENT ENGLISH
SPEAKER
- 2 HAVE AN INTERNATIONALLY-
RECOGNISED TEFL QUALIFICATION
(we can help with this)
- 3 TO BE READY FOR AN
ADVENTURE!

It's as simple as that! So, if you've got all of the above, you're ready to get started! You don't need to be able to speak another language, or have any teaching experience.

Not yet TEFL qualified? Check out our [TEFL courses](#) now!

» Pro tip: To take the stress out of finding a TEFL job, why not take a look at our [TEFL internships](#)?


[VIEW OUR TEFL COURSES](#) >>

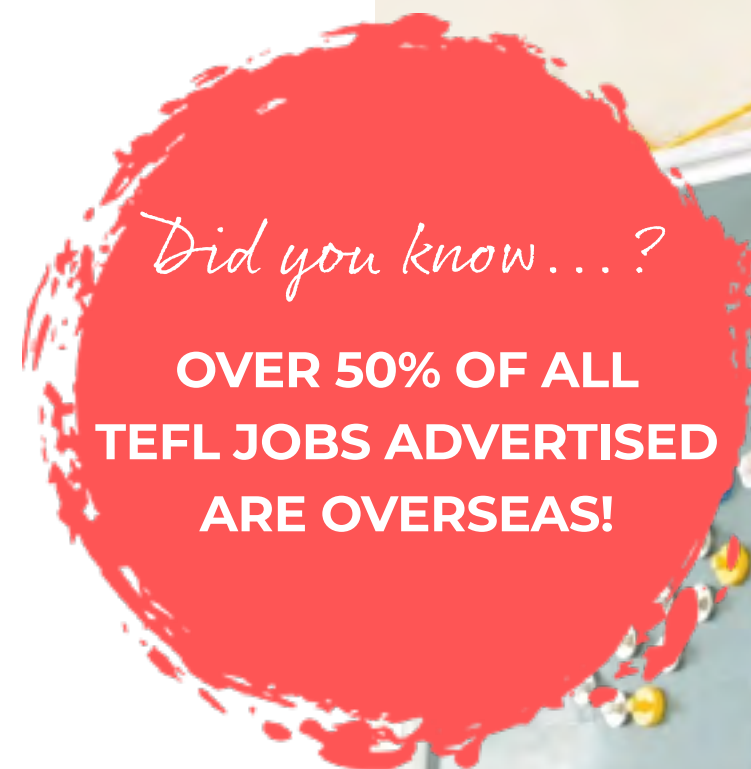


WHY TEACH ENGLISH ABROAD?

If you want to make any (or even all) of the below goals a reality, then teaching English abroad as a TEFL teacher is the perfect move for you:

- ✓ *Get paid to travel*
- ✓ *Fully immerse yourself in a new culture*
- ✓ *Live and work abroad*
- ✓ *Gain international work experience*
- ✓ *Travel the world*
- ✓ *Learn a new language*
- ✓ *Make a difference*





IS THERE A DEMAND FOR ENGLISH TEACHERS ABROAD?

The demand for English teachers abroad is HUGE! There are over 2 billion English language learners worldwide meaning TEFL teachers like you are very much in high demand! In fact, based on our recent TEFL jobs market report, we found that over half of all TEFL jobs can be found overseas!

Some of the top countries for overseas TEFL teachers are:

- China
- Hong Kong
- Thailand
- Indonesia
- Poland
- Japan
- South Korea
- Vietnam
- Taiwan
- France



[VIEW TEFL COUNTRY GUIDES >>](#)

WHO CAN TEACH ABROAD?

Teaching English abroad isn't just for teachers, in fact almost anyone can teach English abroad as long as they are fluent in English - easy!



To teach English abroad you must have a TEFL qualification (or other relevant qualification such as CELTA, TESOL, or DELTA). For certain countries due to visa restrictions you may also be required to have a degree, although this can be in any subject. You may also in certain cases be required to have some relevant teaching experience, however this is very rare. So whether you've recently graduated from university, just left school, or have been working in a different career and fancy a chance of scenery - teaching English abroad could be the perfect option for you!

» Teaching English abroad doesn't have to be a full-time career. You can easily TEFL abroad for a couple of months or part-time to fund your travels.



HOW TO GET STARTED

When it comes to preparing to teach English abroad, the first thing you need to do is get TEFL qualified! Regardless of where you want to go, all reputable English teaching jobs overseas will require you to have the minimum of a TEFL qualification.

Getting TEFL qualified is easy! All you need to do is find an accredited course provider (like us), pick the right course for you and enrol onto it. All of our TEFL courses can be completed online, in your own time, and around your current commitments.

Need help choosing a TEFL course? Request a FREE call with one of our TEFL advisors today to get their advice.



» To teach English abroad you will need a minimum of 120 hours of accredited and internationally recognised TEFL training!

[VIEW OUR TEFL COURSES >>](#)

DO YOUR RESEARCH

Now you've chosen your TEFL Course or Diploma, it's time to start thinking about where you want to go.

To get you started, here are the TEFL job requirements for the top 10 countries:

COUNTRY	TEFL CERT	DEGREE
China	✓	✓
Japan	✓	✗*
Hong Kong	✓	✓
South Korea	✓	✓
Thailand	✓	✗
Vietnam	✓	✓
Indonesia	✓	✓
Taiwan	✓	✗
Poland	✓	✗
France	✓	✗


*degree required for paid positions



VISIT THE TEFL JOBS BOARD >>

YOUR 5-STEP PLAN!

to teaching English abroad...



1

GET YOUR TEFL CERTIFICATE

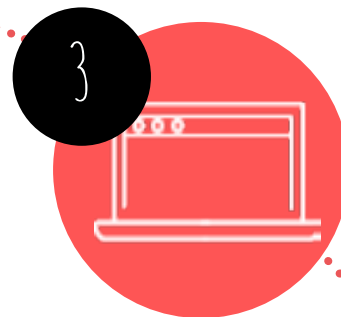
Complete your TEFL course online before applying for jobs. A TEFL Course from us can be completed in as little as 4 weeks!



2

FIGURE OUT WHERE YOU WANT TO TEACH

Once you have enrolled onto your TEFL Course you can start researching TEFL destinations to figure out where you want to teach.



3

APPLY FOR TEFL JOBS


Once you have completed your TEFL course you can start applying for jobs! Psst.. sign up to our jobs board to start!



4

GET YOUR VISA

Most people will require a visa to teach English abroad. Once you have accepted a job offer you will need to get your visa. Your future employer should be able to help you with this process and, if you're doing a Paid Internship with i-to-i, you'll be fully supported the whole way through.



5

HOP ON THE PLANE

Once you've secured your TEFL job, got your visa and any other paperwork in place - it's time to book your flight and jet off to your new home!



GET YOUR TEFL CERTIFICATE

The first step in your teach abroad journey is getting TEFL qualified. A TEFL qualification will give you the skills, confidence, and experience you need to bag a top TEFL job!

There are a variety of different TEFL courses available, but it's important that you choose one that is regulated, accredited, and recognised worldwide. Most overseas TEFL employers will require a minimum of 120 hours of TEFL training, however if you want to ensure you're fully prepared - we recommend choosing a TEFL course with additional hours of training, like our 420-hour Advanced TEFL Diploma!



» *i-to-i TEFL exclusive*

Level 5 420 hour Advanced TEFL Diploma

Why this course?

- 420 hours of advanced Level 5 TEFL training
- Access the best-paid online TEFL jobs
- Ofqual (UK Government) regulated
- DEAC (US) approved
- Support and feedback from DELTA-qualified tutors
- CELTA level equivalent
- The highest level TEFL training available
- Exclusive to i-to-i TEFL
- Includes specialist training in teaching online & teaching business English, teaching young learners, teaching IELTS, and teaching other subjects in English

[See Advanced TEFL Diploma »](#)

Q: TEFL Course or Diploma

A: Our TEFL Diplomas are CELTA - level equivalent, so they'll give you more comprehensive training & they'll make your CV/resume look great!

OUR TEFL COURSES

All of our TEFL courses are regulated by Ofqual (UK government) and are DEAC (US) approved - this means that our courses have gone through rigorous testing to ensure they are of the highest quality! Plus, our courses are recognised worldwide, respected by employers, and suitable for teaching online and abroad!



Level 5 180 hour TEFL Course

Why this course?

- 180 hours of Level 5 TEFL training
- Ofqual (UK Government) regulated
- DEAC (US) approved
- Support and feedback from qualified tutors
- Recognised by employers internationally
- Qualify to teach abroad and online
- Get qualified in as little as 4 weeks

[See 180 Hour Course »](#)

~~~~~





# FIGURE OUT WHERE YOU WANT TO TEACH

Now that you've decided you definitely want to teach abroad, it's time to figure out where you want to go!

With a TEFL qualification in your back pocket, your options are endless...

## Step 1. Find out where you can go

The first step in figuring out where you want to teach, is to find out where you CAN teach. Depending on your passport, and degree status you may have some limitations. Download our [World TEFL Guide](#) to find out more about country specific requirements.

## Step 2. Choose where you want to go

Deciding on one TEFL destination can be difficult, especially if you're like us and have a serious case of wanderlust and want to explore the whole world! But that can be a good thing! Being flexible with your location just means you'll have more job opportunities and will be able to find a TEFL job more quickly.



# APPLY FOR JOBS

The easiest and safest way to secure a TEFL job is by applying and accepting before your departure. Many schools hiring English teachers from overseas don't hold in-person interviews. Instead, the hiring process, including interviews, will often take place remotely, either over the phone or via online video such as Skype/Zoom.

When applying for overseas TEFL jobs, it's important to select a well-established recruitment company. Here at i-to-i, we have a dedicated TEFL Jobs Support Team who will be there to support, and assist you throughout your job search. We have over 25 years' TEFL experience which has given us some amazing connections with schools all over the world. Plus, all of the schools we list on our website, or our sister company LoveTEFL's job board have been verified as reputable schools - so you know you're in safe hands with us!

» Pro tip: To take the stress out of finding a TEFL job, why not take a look at our TEFL internships?

i-to-i



## WHERE TO FIND A TEFL JOB

|    |                                                 |
|----|-------------------------------------------------|
| 1. | <a href="#">i-to-i TEFL internship</a>          |
| 2. | <a href="#">i-to-i's TEFL Jobs Support Team</a> |
| 3. | <a href="#">LoveTEFL</a>                        |
| 4. | <a href="#">Dave's ESL Cafe</a>                 |
| 5. | <a href="#">TEFL.com</a>                        |
| 6. | <a href="#">ESL Base</a>                        |
| 7. | <a href="#">ESL Authority</a>                   |
| 8. | <a href="#">Go Overseas</a>                     |
| 9. | <a href="#">TeachAway</a>                       |



# GET YOUR VISA

---

Almost everyone who wants to teach English abroad will need a valid visa. The type of visa you need will depend on a variety of different factors such as; where you're planning on teaching abroad, your nationality, the school you're working for, the type of contract you're on, your education levels - the list goes on...

We know that the visa process can seem daunting for many new TEFL teachers, but don't worry! Once you've secured a TEFL job, your teaching contract will often include your visa which means your employer will be responsible for, or will help sort out all of your visa paperwork and any fees that may go along with it. If your contract doesn't include your visa, your employer will often still assist you in getting your visa.

If you've chosen to do a Paid TEFL Internship through i-to-i, our in-country partners will fully support you through the whole visa process - no stress involved!

» Visa processes will vary from country to country so make sure you do all of your research in advance to ensure you've got everything you need!




# HOP ON THE PLANE!

Last but not least, it's time to pack your bags and hop in the plane to your chosen TEFL destination. Ok, it might not be as simple as that, there's quite a lot you will need to prep before you jet off - after all, you are packing up and moving to a new country!

Don't stress though! Simply follow this to do list and you'll be ready to jet off in no time!

Learning more about the culture of the country you're moving to before your big move is something we highly recommend to anyone moving abroad. Research things like history, culture, etiquette, and social customs in your new country to help ease any culture shock you might face!



## To do list:

- *Finances* (it's time to think about the boring things. It's a good idea to make sure your finances/bills etc are all in a good place before you leave your home country. It's also a good idea to call your bank to ensure you can use your card in your new country, if not - look for a travel card until you can set up a new bank account. As we mentioned previously, you'll need to make sure you have enough money to get by for a month or so until you get your first pay cheque.)
- *Phone* (call your phone provider to make sure you can use your SIM and phone in your new country. Phone providers can often help you unlock your phone before you leave so you can just buy a local SIM card and pop it in when you arrive - so much cheaper than roaming costs!)
- *Insurance* (it's always a good idea to have travel insurance when you are away from your home country. Many TEFL job contracts will include medical cover and/or insurance however it's always a good idea to get your own cover too - it's better to be safe than sorry.)
- *Vaccinations* (to protect yourself against diseases that are common outside of your home country, you should have a chat with your doctor to make sure you have all of the vaccinations you might need)
- *Research* (last but not least, before you hop on the plane, it's a great idea to do some final research about your new country. Look up things such as banks, phone providers, exchange rates, and cost of living to ensure you are as prepared as possible for when you arrive. It's also a good idea to follow other TEFL graduates who are or have previously taught in your chosen country for tips and tricks.)

[VIEW TEFL COURSES >>](#)

# Ready to get *Started?*



[Request a call back »](#)



[Visit us online »](#)



[Download our brochure »](#)

Learn more:

check out the...

**TEFL COURSES  
BROCHURE**

Get your brochure »